

2.0 How to use MDA online to submit a Master Copy Video Game ('A' submission - title is new and unclassified)

**'A' refers to the first or master copy of a game that the company will be using for certification of subsequent duplicate copies. The 'A' copy must be approved by the BFC before importing/making of the duplicates.*

2.1 Log in with your company's particulars

Step 1:

Click on '**Submission of Master Copy Video Game ('A')**'.

The screenshot shows the MDA Online website. At the top left is the 'Get Connected @mda Online!' logo. At the top right is the Singapore Government logo with the tagline 'Integrity • Service • Excellence' and links for 'MDA Online Home | Contact Us | Feedback'. Below the header is a navigation bar with links: 'MDA Website | About Us | FAQ | Help'. The main content area has a blue header 'MDA Online - Game Submission & Declaration'. Below this are three links: 'Submission of Master Copy VideoGame ('A')', 'Duplicate videoGames ('SD' Form)', and 'Status Enquiry on VideoGame Submission'. Each link has a brief description. A callout box with a black border and white background points to the first link, containing the text: 'Click on Submission of Master Copy Video Game ('A') to begin'. At the bottom of the page is a footer with copyright information and a note about the browser: 'Copyright © 2005 MDA All Rights Reserved | Terms and Conditions | Best viewed in IE 5.5 & above, 1024 x 768'.

Please note that system maintenance will be carried out on every 1st Saturday of the month (6am to 7am), every 3rd Tuesday of the month (1am to 7am) and every Monday (1am to 6am). During these times, MDA Online will not be available. We apologise for any inconvenience caused.

MDA Online - Game Submission & Declaration

Submission of Master Copy VideoGame ('A')
'A' refers to the first or master copy of a game that the company will be using for certification of subsequent duplicate copies. The 'A' copy must be approved by the BFC before importing/making of the duplicates.

Duplicate videoGames ('SD' Form)
'SD' refers to the duplicate game for which the licensed game company has given a statutory declaration that their contents are identical to the 'A' copy approved by the BFC. Imported 'SD' consignments are required to be sealed and sent to the importer's licensed premises.

Status Enquiry on VideoGame Submission
To check the status of your submission, you will need to have the In-Receipt Number ready.

Search for Game Ratings
Search for Game Ratings

Copyright © 2005 MDA All Rights Reserved | [Terms and Conditions](#) | Best viewed in IE 5.5 & above, 1024 x 768

Click on Submission of Master Copy Video Game ('A') to begin

Step 2: Login in using your SingPass



 Secure [Terms of Use](#) | [FAQs](#) | [Help](#) | [About Us](#)

This is a new SingPass Screen

Welcome

to SingPass Authentication Service

SingPass ID (Enter your **Identification Number**)
e.g. S1234567G, G1234567G

SingPass (8-24 characters, CASE-SENSITIVE)
☐ [Click here to change your SingPass](#)

(Click here for tips on [Online Security](#))

[Do not have a SingPass? Apply here.](#)

[Forgot your Password? Reset here.](#)

If you encounter any problems with this page, please contact CrimsonLogic SingPass Helpdesk at 68877377 or via [email](#).
You may also give us your comments by using this [feedback](#) form

Copyright © 2008 Government of Singapore. All rights reserved.

Step 3:

Login as '**Organisation**', key in your Registered Login ID, i.e. ACRA Number, and click '**Submit**'. Please note that the system will only grant access if you are already a registered user. If you have not registered, click on '**Please click here to Download the Registration Form**' to do it.

The screenshot shows the 'Login' page of the Singapore Government's 'Get Connected @mda Online!' portal. The page includes a header with the logo and navigation links (FAQ, Feedback, Help, Contact Us, Home, SingPass Logout). Below the header, there's a 'Login' section with a 'Page 1 of 12' indicator. A message states: 'This form may take you about 5 to 10 minutes to complete. Fields marked with * are mandatory.' The 'Search' section contains a 'Select Login Type*' dropdown menu with 'Organisation' selected, and a 'Login ID *' text box with the placeholder '(Enter Registered Login ID/ACRA Number)'. A 'Submit' button is located below these fields. To the right of the 'Submit' button is a link: 'Please click here to Download the Registration Form'. At the bottom, there's a footer with contact information: 'If you encounter any problem with this e-service, please contact us at 1800 478 5478 or send a feedback' and a 'Rate this e-service' link. Three arrows point from text boxes below to specific elements: one from '1. Select 'Organisation', key in Registered Login ID' to the 'Organisation' dropdown, one from '2. Click on the Submit button' to the 'Submit' button, and one from 'Please click here to download the Registration Form (if you have not registered)' to the corresponding link.

1. Select '**Organisation**', key in Registered Login ID

2. Click on the **Submit** button

Please click here to download the Registration Form (if you have not registered)

Step 4:

Confirm your business particulars and click '**Confirm and Submit**' to proceed. At this point you may edit/update your particulars if incorrect or have changed.

Get Connected @mda Online!

Singapore Government
Integrity • Service • Excellence

[FAQ](#) | [Feedback](#) | [Help](#) | [Contact Us](#) | [Home](#)
[SingPass Logout](#)

Registration Form

Page 2 of 12

Company ID/Organisation ID : *	AVALON	(Please Enter ACRA or BR no)
Company Name :	ARTHUR @ AVALON	
Block No. : *	12	
Street Name : *	CAMP-A-LOT STREET	
Floor No. :	1	
Unit No. :	1	
Long Unit No. :		
Building Name :	GUINEVERE LODGE	
Postal Code : *	123456	
Telephone No. : *	9123456	
Fax No. :		
Email : *	ARTHUR_KING@LADYOFTHELAKE.COM	

Confirm and Submit **Reset**

2.2 Conducting a search to see if your game has already been classified

Step 1:

Before you can make a declaration for your game, you need to perform a search to check if the game that you are submitting has already been classified. If the game has not yet been classified, you will be required to make an 'A' submission. Enter the name of the game in the respective fields. Next, click on the **search button** to commence. You may use the '**Reset**' button to clear the search fields to begin a new search.

****Romanised title** – the English name given to a game of non-English origin. E.g. a game originally in Chinese but given an English title.*

If the game has already received a decision/classification, skip to **2.4 'Making a submission when the game has already been classified / found in the search database'**.



Video Game Submission

Page 3 of 12

To check if your title has been submitted previously, please specify the search criteria below.

Fields marked with* are mandatory

Title Search

Title	<input type="text"/>
Romanised Title	<input type="text"/>

Search

Reset

Video Game List - Total Number of Records:

[Rate this e-service](#)

1. Enter the title of the game in the original language or romanised title

2. Click on **Search** to proceed

Use Reset to modify your search criteria or search for another title

2.3 Making an 'A' submission (game has not been found in the search)

Step 1:

After searching for your game title and no records have been found in the database (your game has not been classified), click on **'This is a New title...'** to proceed. ****If however, the title you wish to declare is found in the database, see 2.4 'Making a submission when the game has already been classified / found in the search database'.***

Get Connected @mda Online!

Singapore Government
Integrity • Service • Excellence

[FAQ](#) | [Feedback](#) | [Help](#) | [Contact Us](#) | [Home](#)
[SingPass Logout](#)

Video Game Submission

Page 3 of 12

To check if your title has been submitted previously, please specify the search criteria below.
Fields marked with* are mandatory

Title Search	
Title	<input type="text" value="Zero hero"/>
Romanised Title	<input type="text"/>
<input type="button" value="Search"/> <input type="button" value="Reset"/>	

VideoGame List - Total Number of Records: 0
No record(s) found.

This is a NEW title and is not listed above. Click to declare the NEW title.

[Rate this e-service](#)

Click **'This is a NEW title....'**

Step 2:

Next, check if your software requires a declaration. Software whereby declaration is not required includes those used for business, accounting, scientific and educational purposes. Check **‘Yes’** or **‘No’** accordingly and click on the **‘Continue Submission’** button to proceed.

The screenshot shows a web form titled "Video Game Submission" on the "mda Online!" portal. The page is labeled "Page 4 of 12". A prompt asks the user to "Please answer the following question". The question is "Is your title or software intended for any of the following purposes?" with radio buttons for "Yes" (selected) and "No". Below the question are four list items: "- Business (eg. Word processing, presentation, graphics design)", "- Scientific usage (eg. software used for research purpose)", "- Education (e.g. training instructions, lessons or encyclopedia)", and "- Accounting". A "Continue Submission" button is located below the list. Two arrows point from text boxes at the bottom to the form: one points to the "Continue Submission" button, and the other points to the "Yes" radio button.

Get Connected
mda
Online!

Singapore Government
Integrity • Service • Excellence

FAQ | Feedback | Help | Contact Us | Home
| SingPass Logout

Video Game Submission

Page 4 of 12

Please answer the following question

Is your title or software intended for any of the following purposes? ☒ Yes ☐ No

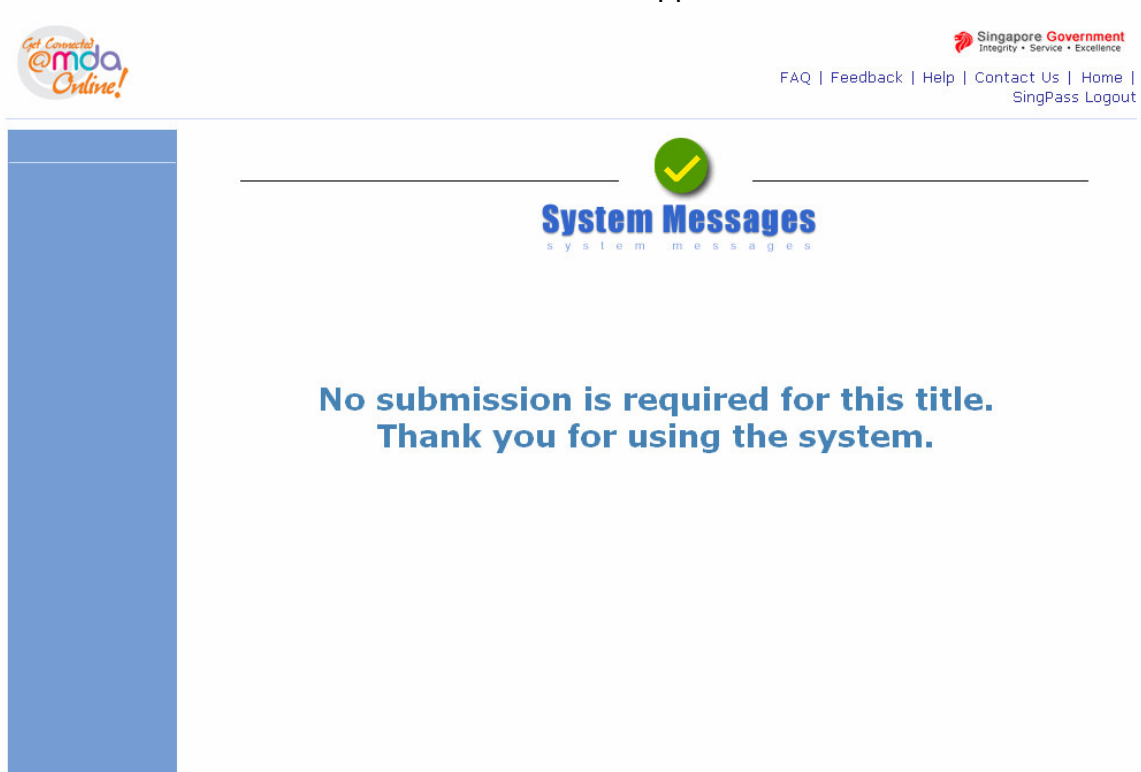
- Business (eg. Word processing, presentation, graphics design)
- Scientific usage (eg. software used for research purpose)
- Education (e.g. training instructions, lessons or encyclopedia)
- Accounting

Continue Submission

2. Click on **Continue Submission**



1. Check **‘Yes’** or **‘No’**

If your answer is **‘Yes’** to the above question, then you need not submit your software for classification and this screen will appear:



Step 3 (Entering game info, Part 1 – general details):

If you had answered 'No' to the question in Step 2, you will be shown the screen below. Fill in the required game information and click 'Continue Submission' to continue.

[FAQ](#) | [Feedback](#) | [Help](#) | [Contact Us](#) | [Home](#)
[SingPass Logout](#)

Video Game Submission

Fields marked with * are mandatory

Page 5 of 12



Title Details

Title *	<input type="text"/>
Romanised Title *(eg. Game title in English alphabets)	<input type="text"/>
Publisher /Developer *	<input type="text"/>
Region *	Asia <input type="button" value="v"/>
Year of Release *	<input type="text"/>
Import Make	Import <input type="button" value="v"/>
Import Reference Type	Customs No <input type="button" value="v"/>
Import Reference No	<input type="text"/>
Have you played the game?	<input type="radio"/> Yes <input checked="" type="radio"/> No
Have you viewed the gameplay/graphics of the strongest content/element that is in the game?	<input type="radio"/> Yes <input checked="" type="radio"/> No
Platform: (Please select the platform(s) you are submitting)	
Platform *	<div><input type="checkbox"/> Game Boy Advance <input type="checkbox"/> GameCube <input type="checkbox"/> Macintosh <input type="checkbox"/> Nintendo DS <input type="checkbox"/> Nintendo Wii <input type="checkbox"/> PC <input type="checkbox"/> Sony Playstation 1 <input type="checkbox"/> Sony Playstation 2 <input type="checkbox"/> Sony Playstation 3 <input type="checkbox"/> Sony Playstation Portable (PSP) <input type="checkbox"/> Xbox <input type="checkbox"/> Xbox 360 <input type="checkbox"/> Others, please specify</div> <input type="text"/>

Continue Submission

Step 4 (Entering game info, Part 2 – game genre and sub-genre):

Select the game genre (a maximum of two is possible) and sub-genres and click 'Continue Submission' to continue.



FAQ | Feedback | Help | Contact Us | Home
| SingPass Logout

Video Game Submission

Page 6 of 12

Fields marked with * are mandatory

Genre: * (Select Maximum 2)

<input type="checkbox"/> Action	<input type="radio"/> Espionage/Stealth <input type="radio"/> First Person Shooters <input type="radio"/> Other <input type="radio"/> Platform <input type="radio"/> Shooter <input type="radio"/> Survival Horror	<input type="checkbox"/> Adventure	<input type="radio"/> Fantasy <input type="radio"/> Futuristic <input type="radio"/> Historic <input type="radio"/> Modern <input type="radio"/> Other
<input type="checkbox"/> Fighting	<input type="radio"/> Beat-Em-Up <input type="radio"/> Hack & Slash <input type="radio"/> Other	<input type="checkbox"/> Puzzle	
<input type="checkbox"/> Racing	<input type="radio"/> Arcade Racing <input type="radio"/> Futuristic Racing <input type="radio"/> Kart Racing <input type="radio"/> Motorcycle <input type="radio"/> Other <input type="radio"/> Rally Racing <input type="radio"/> Simulation Racing	<input type="checkbox"/> Role Playing Games (RPG)	<input type="radio"/> Fantasy <input type="radio"/> Futuristic <input type="radio"/> Historic <input type="radio"/> Modern
<input type="checkbox"/> Simulation	<input type="radio"/> Flight Simulation <input type="radio"/> Life Simulation <input type="radio"/> Other <input type="radio"/> Virtual Pet	<input type="checkbox"/> Sports	
<input type="checkbox"/> Strategy	<input type="radio"/> Real-Time Strategy <input type="radio"/> Turn-Based Strategy	<input type="checkbox"/> Other	<input type="radio"/> Arcade Game <input type="radio"/> Board Game <input type="radio"/> Card Game <input type="radio"/> Casino Game <input type="radio"/> Game Compilation <input type="radio"/> Mini Game Collection <input type="radio"/> Music/Rhythm Game <input type="radio"/> Other

Continue Submission

Step 5a (Entering game info, Part 3 – ratings/classification given by other organisations):

Please enter the ratings by other organisations (if available) accordingly and click **'Continue Submission'** to continue. **Note: if you have previously submitted a copy of the game in a different language/region, click **'Yes'** and provide the in-receipt number (IR) – see screen in Step 5b. Otherwise, select **'No'** and proceed.*



Video Game Submission

Page 7 of 12

Fields marked with * are mandatory

Have you previously submitted a different language/region version of this game? ☐ Yes ☐ No

Rating by other ratings board:*

ESRB Rating:	<input type="text"/>	
Consumer Advice	<input type="text"/>	500 Characters Left
PEGI Rating:	<input type="text"/>	
Consumer Advice	<input type="text"/>	500 Characters Left
OFLC Rating:	<input type="text"/>	
Consumer Advice	<input type="text"/>	500 Characters Left
CERO Rating:	<input type="text"/>	
Consumer Advice	<input type="text"/>	500 Characters Left
Others, please specify:	<input type="checkbox"/> No rating available	
	<input type="text"/>	500 Characters Left

Continue Submission

2. Click **Continue Submission**

1. Select **'Yes'** or **'No'** to a previous submission in another language/version

Step 5b: Note - if you have previously submitted a copy of the game in a different language/region, click **‘Yes’** and provide the **in-receipt number (IR)**



[Singapore Government](#)
Integrity • Service • Excellence

[FAQ](#) | [Feedback](#) | [Help](#) | [Contact Us](#) | [Home](#)
[SingPass Logout](#)

Video Game Submission
Please provide IR No.

Page 7 of 12
Fields marked with * are mandatory
Have you previously submitted a different language/region version of this game? ☒ Yes ☐ No

Please provide IR No: *

Rating by other ratings board: *

ESRB Rating:	<input type="text"/>
Consumer Advice	<input type="text"/> 500 Characters Left
PEGI Rating:	<input type="text"/>
Consumer Advice	<input type="text"/> 500 Characters Left
OFLC Rating:	<input type="text"/>
Consumer Advice	<input type="text"/> 500 Characters Left
CERO Rating:	<input type="text"/>
Consumer Advice	<input type="text"/> 500 Characters Left
Others, please specify:	<input type="checkbox"/> No rating available <input type="text"/> 500 Characters Left

Continue Submission

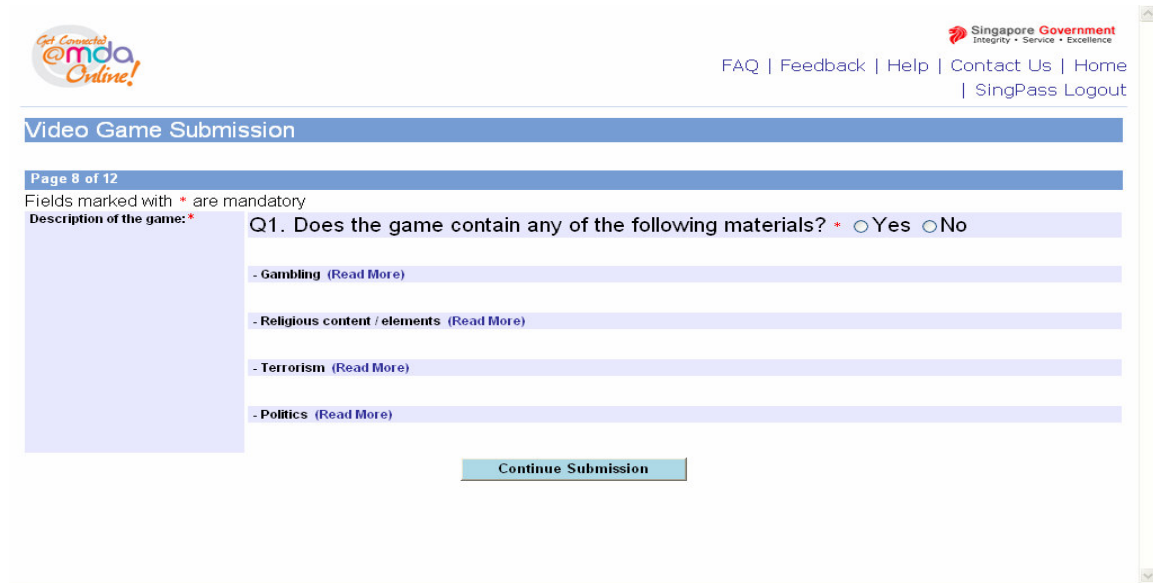
Step 6 (answering the questionnaire):

After you have clicked on 'Yes' or 'No' in the previous screen, you will be required to answer a series of 4 questions. The actual number of questions you have to answer depends on the content of the game. Answer the question(s) and click 'Continue Submission' to proceed each time. You may click on **Read More** for more info on the terms that are used in the questions.

You may download a sample copy of the questionnaire from:

http://www.mda.gov.sg/wms.ftp/videoGames/Sample_of_online_questionnaire.pdf

Q1



The screenshot shows a web page titled "Video Game Submission" with a blue header. The page is identified as "Page 8 of 12". A note states "Fields marked with * are mandatory". The main question is "Q1. Does the game contain any of the following materials?" with radio buttons for "Yes" and "No". Below the question is a list of materials: "Gambling", "Religious content / elements", "Terrorism", and "Politics", each with a "(Read More)" link. A "Continue Submission" button is located at the bottom right of the question area. The page includes a logo for "Get Connected @mda Online!" and a navigation menu with links for "FAQ", "Feedback", "Help", "Contact Us", "Home", and "SingPass Logout". The Singapore Government logo is also present in the top right corner.

Q2



Singapore Government
Integrity • Service • Excellence

FAQ | Feedback | Help | Contact Us | Home
| SingPass Logout

Video Game Submission

Page 9 of 12

Fields marked with * are mandatory

Rating Related Questions:
*

Q2. Does the game contain any of the following materials? ☐ Yes ☐ No

- Material which may undermine national interest(Read More)

- Material which is likely to offend a race or religion in Singapore (Read More)

- Material that deals with alternative lifestyle, depict sexual violence, explicit sexual activity, or deviant sexual activity (Read More)

- Material that depicts criminal activities with clear instructional details (Read More)

- Material which depict sadistic and cruel violence to human-like characters (Read More)

- Exploitative nudity(Read More)

- Instructive details of consumption of illegal drugs or content that encourages drug use (Read More)

Continue Submission

Q3



Singapore Government
Integrity • Service • Excellence

FAQ | Feedback | Help | Contact Us | Home
| SingPass Logout

Video Game Submission

Page 10 of 12

Fields marked with * are mandatory

Rating Related Questions
(Cont.):

Q3. Does the game contain any of the following materials? ☐ Yes ☐ No

- Content that requires the player to engage in illegal activities or play the role of a criminal, but does not have instructional details (Read More)

- Depictions of realistic violence such as killing or causing serious injury to human-like characters (Read More)

- Materials which depicts sexual activity (Read More)

- Non-exploitative nudity or materials which could be sexually titillating (Read More)

- Strong and frequent coarse language (Read More)

- Realistic depiction of frequent illegal drug use (Read More)

Continue Submission

Q4



Video Game Submission

Page 11 of 12

Fields marked with * are mandatory

Rating Related Questions (Cont.): *

Q4. Does the game contain any of the following materials ? ☐ Yes ☐ No

- Depictions of moderate violence such as killing or causing injury to human-like characters ([Read More](#))

- Images or words that imply sexual activity ([Read More](#))

- Nudity in a non-sexual context ([Read More](#))

- Depictions of materials which could be mildly suggestive ([Read More](#))

- Some coarse language ([Read More](#))

- Depiction of drug use ([Read More](#))

[Continue Submission](#)

Depending on your answers to the questions, you will encounter 2 scenarios, A or B.

Step 7a1 (Scenario A):

After you have answered the questions and your game is **not** deemed to contain mature content, you will be led to this screen. Tick the **declaration box** and then click on the **submit button** to proceed.

The screenshot shows the 'Video Game Submission' form, Page 12 of 12. It includes the MDA Online logo, Singapore Government branding, and navigation links (FAQ, Feedback, Help, Contact Us, Home, SingPass Logout). The form contains a table for game details and a declaration section. Two arrows from the text above point to the 'declaration box' and the 'Submit' button.

Video Game Submission

Page 12 of 12

Title	Title Details	
ZERO HERO	Romanized Title	ZERO HERO
	Also Known As	ZERO HERO
	Publisher/Developer	ZERO
	Year of Release	2008
	Region Code	ASIA
	Platform	Xbox 360

☒ I declare that all the information given in this application form is true and correct and I am aware that legal action may be taken against me if I had knowingly provided false information.

I agree that in any legal proceedings, I shall not dispute the authenticity or accuracy of any statements, confirmations, records, acknowledgments, information recorded in or produced from MDA Online.

Submit

[Rate this e-service](#)

Step 7a2 (Scenario A):

Next, you will see the summary page which you can print for your records. You should save an electronic or hard copy for reference in case MDA requires that you submit the game for a random check. MDA will process the submission and inform you of the decision given to the game via email within 2 working days.



Video Game Submission

Receipt Details

In-Receipt No.	GA 08041000157U	Title	ZERO HERO
Year of Release	2008	Publisher/Developer	ZERO

MDA will process your submission within 2 working days. If submission of the physical video game(s) is requested by MDA, please bring the following items for verification within the next working day at the MDA counter:

- Original NRIC
- A printout copy of 'Submission Successful' page
- TradeNet Permit (if any)

[Print](#)[Continue Another Submission](#)

[Rate this e-service](#)

Step 7b1(Scenario B):

If you have answered the questions and your game is deemed to contain mature content, you will be asked to submit a copy of the game for evaluation (see screen below). If you wish to use the Premium Service, select the **'Yes'** button and then click **'Continue Submission'** else click **'No'** and click **'Continue Submission'**.

The screenshot shows the 'Video Game Submission' page on the MDA website. At the top left is the 'Get Connected @mda Online!' logo. At the top right is the 'Singapore Government' logo with the tagline 'Integrity • Service • Excellence' and a navigation menu: 'FAQ | Feedback | Help | Contact Us | Home | SingPass Logout'. Below the header is a blue bar with the text 'Video Game Submission'. A note states 'Fields marked with * are mandatory'. The main heading is 'Please submit a copy of the game to MDA for evaluation'. Below this is the question 'Do you need Premium Service ?' with radio buttons for 'Yes' and 'No'. The 'Yes' option is selected. Under 'Premium Service:', there are two bullet points: '- Standard Service processing time is within 6-10 working days from the receipt of the game and supporting materials by MDA. Classification fee of \$50 applies if the game's final rating is M18.' and '- Premium Service processing time is within 5 working days from the receipt of the game and supporting materials by MDA. Classification fee of \$200 applies if the game's final rating is M18.' At the bottom is a 'Continue Submission' button. Two arrows point from text boxes below to the page: one from '2. Click on Continue Submission' to the button, and another from '1. Select 'Yes' or 'No' to premium service' to the 'Yes' radio button.

Get Connected
@mda
Online!

Singapore Government
Integrity • Service • Excellence

FAQ | Feedback | Help | Contact Us | Home
| SingPass Logout

Video Game Submission

Fields marked with * are mandatory

Please submit a copy of the game to MDA for evaluation

Do you need Premium Service ? ☒ **Yes** ☐ **No**

Premium Service:

- Standard Service processing time is within 6-10 working days from the receipt of the game and supporting materials by MDA. Classification fee of \$50 applies if the game's final rating is M18.
- Premium Service processing time is within 5 working days from the receipt of the game and supporting materials by MDA. Classification fee of \$200 applies if the game's final rating is M18.


Continue Submission

2. Click on **Continue Submission**

1. Select **'Yes'** or **'No'** to premium service

Step 7b2 (Scenario B):

Next, **check the box** to make your declaration and then click on **'Submit'**.

[FAQ](#) | [Feedback](#) | [Help](#) | [Contact Us](#) | [Home](#)
[SingPass Logout](#)

Video Game Submission

Page 12 of 12

Title Details	
Title	MATURE GAMES
Romanized Title	MATURE GAMES
Also Known As	MATURE GAMES
Publisher/Developer	ADULT INC
Year of Release	2007
Region Code	ASIA
Platform	Xbox 360

☒ I declare that all the information given in this application form is true and correct and I am aware that legal action may be taken against me if I had knowingly provided false information.



I agree that in any legal proceedings, I shall not dispute the authenticity or accuracy of any statements, confirmations, records, acknowledgments, information recorded in or produced from MDA Online.

Submit

Rate this e-service

Step 7b3 (Scenario B):

Finally, print this page for submission to MDA. Your declaration has been successful and you are required to submit a copy of the game to MDA for evaluation.

[FAQ](#) | [Feedback](#) | [Help](#) | [Contact Us](#) | [Home](#)
[SingPass Logout](#)

Video Game Submission

Receipt Details

In-Receipt No.	GA/0804/000158L	Title	MATURE GAMES
Year of Release	2007	Publisher/Developer	ADULT INC

You are required to submit the following to MDA:

- Physical copy of the video game
- Video recording of game play (optional)
- Any other materials which will help MDA to assess the video game, e.g. synopsis/description of video game (optional)

Please bring the following items for verification when submitting the physical video game(s) at the MDA counter within the next working day after this online declaration:

- Original NRIC
- A printout copy of 'Submission Successful' page
- TradeNet Permit (if any)

PrintContinue Another Submission

Rate this e-service

2.4 Making a submission when the game has already been classified / found in the search database

Step 1:

If the game that you wish to declare has been found in the search database (a classification/decision has been given to the game), select the title, and click on **'The title selected above is same as mine. Click to proceed.'** *Note – there are 3 scenarios: **A** (game has been given the M18 rating), **B** (game has been given the Age Advisory rating) and **C** (game is generally suitable for all and so not given any rating) – please see below for more details.



Video Game Submission

Page 3 of 12

To check if your title has been submitted previously, please specify the search criteria below.

Fields marked with* are mandatory

Title Search	
Title	<input type="text" value="conan"/>
Romanised Title (eg. Game title in English alphabets)	<input type="text"/>
<input type="button" value="Search"/> <input type="button" value="Reset"/>	

VideoGame List - Total Number of Records: 2

Select	Index No.	Title	Title Details	
<input checked="" type="radio"/>	G-2008-00013	CONAN	Romanised Title	CONAN
			Also Known As	CONAN
			Publisher/Developer	
			Year of Release	
			Region	
			Platform	
			Rating	
			Consumer Advice	M18 - Violence and Nudity
<input type="radio"/>	G-2005-000518	CONAN, THE BOY IN FUTURE	Romanised Title	CONAN, THE BOY IN FUTURE
			Also Known As	CONAN, THE BOY IN FUTURE
			Publisher/Developer	
			Year of Release	
			Region	
			Platform	Sony Playstation 3
			Rating	
			Consumer Advice	ACCEPTED

The title selected above is same as mine. Click to proceed.

This is a NEW title and is not listed above. Click to declare the NEW title.

[Rate this e-service](#)

1. Check the intended title

2. Click **'The title selected above is same as mine. Click to proceed.'**

Step 2a1 (Scenario A – if the game has been given an M18 rating):
Check on the **radio button** and click on ‘**The title selected above is same as mine. Click to proceed.**’



Video Game Submission

Page 3 of 12

To check if your title has been submitted previously, please specify the search criteria below.

Fields marked with* are mandatory

Title Search	
Title	<input type="text" value="mature games"/>
Romanised Title (eg. Game title in English alphabets)	<input type="text"/>
<input type="button" value="Search"/> <input type="button" value="Reset"/>	

VideoGame List - Total Number of Records: 1

Select	Index No.	Title	Title Details	
<input checked="" type="radio"/>	IDX0804/000024	MATURE GAMES	Romanised Title	MATURE GAMES
			Also Known As	
			Publisher/Developer	MGS
			Year of Release	2008
			Region	
			Platform	Xbox 360
			Rating	Mature 18
			Consumer Advice	

The title selected above is same as mine. Click to proceed.



This is a NEW title and is not listed above. Click to declare the NEW title.

[Rate this e-service](#)

1. Check on radio button

2. Click on ‘The title selected above is same as mine. Click to proceed.’

Step 2a2 (Scenario A – if the game has already been given an M18 rating):
Enter all the required info and click on ‘Next’ to proceed.



FAQ | Feedback | Help | Contact Us | Home
| SingPass Logout

Video Game Submission

Page 4 of 12

Fields marked with* are mandatory

Submission

Licence No.

NA

Organisation ID

AVALON

Organisation Name

ARTHUR AND AVALON

Title

MATURE GAMES

Romanised Title

MATURE GAMES

Also Known As

Rating

Mature 18

Year of Release

2008

Publisher/Developer

MGS

Region

Asia

Import Make

Import

Import Reference Type

Customs No

Import Reference No

Platform: (Please select the platform(s) you are submitting)

Platform *

☐ Game Boy Advance

☐ GameCube

☐ Macintosh

☐ Nintendo DS

☐ Nintendo Wii

☐ PC

☐ Sony Playstation 1

☐ Sony Playstation 2

☐ Sony Playstation 3

☐ Sony Playstation Portable (PSP)

☐ Xbox

☐ Xbox 360

☐ Others, please specify

Next

Rate this e-service

Step 2a3 (Scenario A – if the game has already been given an M18 rating):
Please **check the box** to make your declaration and then click on ‘**submit**’.



Video Game Submission

Page 12 of 12

Title		Title Details	
MATURE GAMES		Romanized Title	MATURE GAMES
		Also Known As	
		Publisher/Developer	MGS
		Year of Release	2008
		Rating	M18
		Region Code	ASIA
		Platform	PC,Xbox 360

☐ I declare that all the information given in this application form is true and correct and I am aware that legal action may be taken against me if I had knowingly provided false information.

I agree that in any legal proceedings, I shall not dispute the authenticity or accuracy of any statements, confirmations, records, acknowledgments, information recorded in or produced from MDA Online.

Submit

[Rate this e-service](#)

Step 2a4 (Scenario A – if the game has already been given an M18 rating):
Print out this page for your records and for submission of the game to MDA. Your declaration has been successful. You are required to submit a copy of the game to MDA for certification.



Video Game Submission

Receipt Details

In-Receipt No.	GA/0804/000158L	Title	MATURE GAMES
Year of Release	2007	Publisher/Developer	ADULT INC

You are required to submit the following to MDA:

- Physical copy of the video game
- Video recording of game play (optional)
- Any other materials which will help MDA to assess the video game, e.g. synopsis/description of video game (optional)

Please bring the following items for verification when submitting the physical video game(s) at the MDA counter within the next working day after this online declaration:

- Original NRIC
- A printout copy of 'Submission Successful' page
- TradeNet Permit (if any)

[Print](#)[Continue Another Submission](#)[Rate this e-service](#)

Step 2b1 (Scenario B – the game has already been given an Age Advisory Rating):

Check on the **radio button** and click on ‘**The title selected above is same as mine. Click to proceed.**’



Video Game Submission

Page 3 of 12

To check if your title has been submitted previously, please specify the search criteria below.

Fields marked with* are mandatory

Title Search

Title	<input type="text" value="zero hero"/>
Romanised Title (eg. Game title in English alphabets)	<input type="text"/>
<input type="button" value="Search"/> <input type="button" value="Reset"/>	

VideoGame List - Total Number of Records: 1

Select	Index No.	Title	Title Details	
<input type="radio"/>	IDX0804/000028	ZERO HERO	Romanised Title	ZERO HERO
			Also Known As	
			Publisher/Developer	ZERO INC.
			Year of Release	2008
			Region	
			Platform	Sony Playstation 3,Xbox 360
			Rating	Age Advisory
			Consumer Advice	

☐ The title selected above is same as mine. Click to proceed.

☐ This is a NEW title and is not listed above. Click to declare the NEW title.

[Rate this e-service](#)

Step 2b2 (Scenario B – the game has already been given an Age Advisory Rating):

For a game which has been given the Age Advisory rating, you will see the message below. Please follow the instructions to affix the necessary labels. You may download a sample of the label to self-print by **clicking here**.



The screenshot shows the MDA System Messages page. At the top left is the 'Get Connected @mda Online!' logo. At the top right is the 'Singapore Government' logo with the tagline 'Integrity • Service • Excellence' and a navigation menu: 'FAQ | Feedback | Help | Contact Us | Home | SingPass Logout'. In the center, there is a green checkmark icon above the text 'System Messages' and 'system messages'. Below this, a large blue message states: 'Submission is not required for this title. Affix the Age Advisory label before distribution.' Underneath the message is a link: 'Please click here to download Age Advisory Label'. At the bottom center is a 'Back' button.

Get Connected @mda Online!

Singapore Government
Integrity • Service • Excellence

FAQ | Feedback | Help | Contact Us | Home
| SingPass Logout


System Messages
system messages

Submission is not required for this title. Affix the Age Advisory label before distribution.

Please click here to download Age Advisory Label

Back

Step 2c1 (Scenario C – the game has not been given any rating, i.e. General):

Check on the **radio button** and click on ‘**The title selected above is same as mine. Click to proceed.**’



Video Game Submission

Page 3 of 12

To check if your title has been submitted previously, please specify the search criteria below.

Fields marked with * are mandatory

Title Search

Title	<input type="text"/>
Romanised Title (eg. Game title in English alphabets)	<input type="text" value="EGG FOR EVERYONE"/>
<div><input type="button" value="Search"/> <input type="button" value="Reset"/></div>	

VideoGame List - Total Number of Records: 1

Select	Index No.	Title	Title Details	
<input type="radio"/>	IDX0804/000022	EGG FOR EVERYONE	Romanised Title	EGG FOR EVERYONE
			Also Known As	
			Publisher/Developer	EGGNOT
			Year of Release	2008
			Region	
			Platform	PC
			Rating	General
			Consumer Advice	

The title selected above is same as mine. Click to proceed.

This is a NEW title and is not listed above. Click to declare the NEW title.

[Rate this e-service](#)

Step 2c2 (Scenario C – the game has not been given any rating, i.e. General) :

For a game which has not been given any rating, after you have checked on the **radio button** and clicked on **‘The title selected above is same as mine. Click to proceed.’**, you will see the message:



System Messages

system messages

Submission is not required for this title. You may proceed to distribute it.

[Back](#)